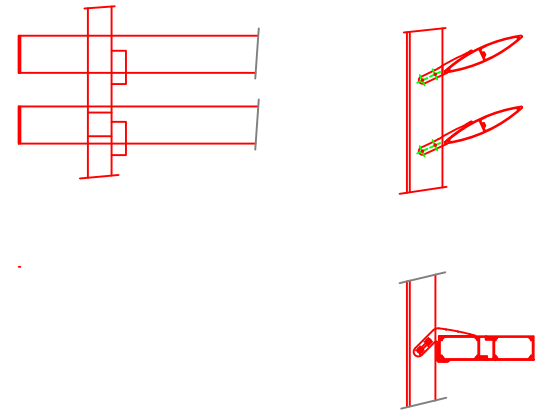


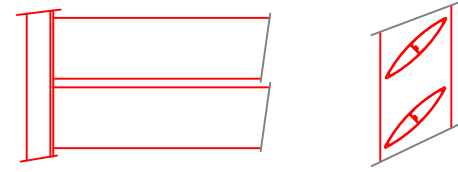
# Skyfoil SF Louvre System

General Arrangement, Louvre Options

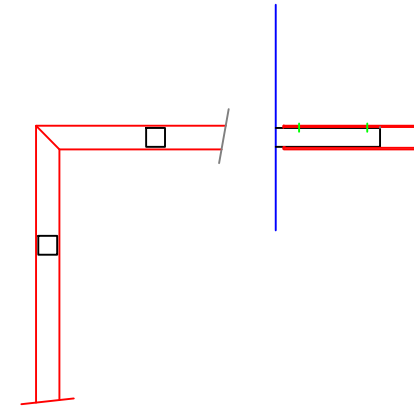
SF-01  
10/4/19



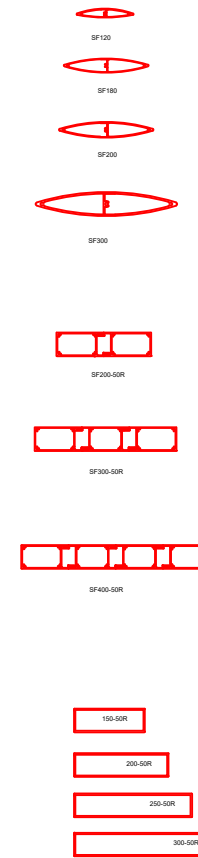
Option; Multiple louvres on strongback



Option; Multiple louvres on end plate or within frame



Option; Picture frames or eyebrows, ie individual louvres with spigot bracket



Louvre Options

## General Notes

Skyfoil SF is a range of Architectural louvres. They can offer sun and wind protection, privacy, or form an attractive building element  
 Skyfoil SF can offer fall protection upon request  
 Skyfoil SF is available in operable and sliding options (refer separate details)  
 Skyfoil SF is available in a wide range of different louvre profiles  
 Skyfoil SF can be set up with different spacings and angles  
 Standard finish is anodised or powdercoated

## Design Notes.

1. Refer to drawings below for fixing or attachment designs
2. For wind pressures over 3kPa (ULS) or louvres over 300mm wide; refer to AT